



Before you can begin your **Ohio Drivers Ed course**, the Ohio BMV requires you to verify your identity. This applies to all students, including those applying for a **Limited Term License (LTL)**. The process helps ensure your information matches state records and that you're eligible to take the course.

## — What Happens After You Set Up Your Course?

When you choose your reason for taking the course—either as a resident teen or an LTL applicant—your information is submitted for verification through the Ohio BMV system. This check confirms the details you've provided.

### COURSE ACCESS BASED ON VERIFICATION



#### IF VERIFIED

Your course will unlock immediately and you can begin right away. No further action is needed.



#### IF NOT VERIFIED

Your course will be locked. This is known as "**Affidavit Mode**" — a temporary hold requiring additional steps.

## — What Is Affidavit Mode?

Affidavit Mode means your identity couldn't be verified by the Ohio BMV. When this happens, your progress pauses until you complete the steps below.

- 1 Your course is paused until further action is taken
- 2 You'll see a message on screen explaining the hold
- 3 You'll receive an email with a blank affidavit form
- 4 You cannot move forward until the form is submitted

## — Steps to Take If You're in Affidavit Mode

1

### DOWNLOAD THE AFFIDAVIT

Use the link in your email to download the Affidavit of Identity form.

2

### COMPLETE & NOTARIZE

Fill out all sections and sign the form in front of a notary. All fields must be complete.

3

### SUBMIT THE AFFIDAVIT

Email completed form to [processing@aceable.com](mailto:processing@aceable.com) for review and approval.



**Please Note:** The same affidavit is used for both resident and LTL applicants. Just make sure to check the boxes that match your age and situation. Once your affidavit is reviewed and approved, your course will be unlocked automatically.

### Questions? Contact Aceable Support

Email: [processing@aceable.com](mailto:processing@aceable.com)

A joint program by MOV ESC

& Aceable






OHIO BMV  
APPROVED COURSE  
CLASS D



# How to Get Your Affidavit Notarized in Ohio

Ohio is one of the most flexible states for notarization — you have several options ranging from online to in-person. **Choose the method that works best for your schedule.** Whichever you choose, you must sign the affidavit *in front of* the notary — not before.

## Your Notarization Options

	<p><b>★ EASIEST OPTION</b> ~\$25 per document</p>	<p><b>Remote Online Notarization (RON)</b></p> <p>Ohio has fully legalized online notarization since 2019. Services like <b>Notarize.com</b>, <b>NotaryLive</b>, and <b>eNotary On Call</b> connect you to a notary 24/7 via video call — no travel required. Best for students without easy transportation.</p>
	<p><b>FREE / LOW-COST</b> Free for account holders</p>	<p><b>Your Bank or Credit Union</b></p> <p>Most Ohio banks and credit unions offer <b>free notary services</b> to account holders. Call ahead to confirm availability and hours. This is the best no-cost in-person option and is widely available across the state.</p>
	<p><b>OFTEN FREE</b> Free at many locations</p>	<p><b>Public Library</b></p> <p>Many Ohio public libraries offer notary services — especially in larger cities like Cleveland and Cincinnati — with scheduled hours or walk-in options. Check your local branch's website or call ahead.</p>
	<p><b>QUICK &amp; CONVENIENT</b> Typically \$10–\$15</p>	<p><b>UPS Store or FedEx Office</b></p> <p>Shipping centers across Ohio offer walk-in notary services. Convenient if you need to <b>print and notarize in the same trip</b>. Call ahead to confirm notary availability at your local branch.</p>
	<p><b>COMES TO YOU</b> \$50–\$150 (travel fee)</p>	<p><b>Mobile Notary</b></p> <p>A mobile notary will come to your home, workplace, or any location. Great for accessibility needs or bulk documents. Search "<b>mobile notary Ohio</b>" or use platforms like Snapdocs or SigningAgent.com.</p>

**⚠ Important Reminder for All Methods:** Do **NOT** sign the affidavit before your notary appointment — you must sign it in front of the notary. Also bring a valid government-issued photo ID (driver's license or passport) to verify your identity at the appointment.

### Questions? Contact Aceable Support

Email: [processing@aceable.com](mailto:processing@aceable.com)

A joint program by MOV ESC

& Aceable

